



2018 Bond Update & 2022 Bond Planning

FBISD

2018 **BOND**

Building and Improving Safe Learning Spaces

THURSDAY, August 11, 2022

FBISD

2022 **BOND**

Continuing the Plan

Agenda

1. Welcome – Rashid Khokhar & Steve Bassett
2. 2018 update – Carolina Fuzetti
3. 2022 Plan update & discussion – Steve Bassett
4. Questions/Comments – Steve Bassett

Bond Program Financials

2018 Bond Overall Package Status

Pre-Design	Design	Procurement
0	6	4
Construction	Close Out	Complete
18	16	15

Bid Package Name	Status
PKG001 Yousafzai Elementary School-ES51	Complete
PKG002.1 District Wide MDF/IDF Upgrades Pkg 1	Complete
PKG002.2 District Wide MDF/IDF Upgrades Pkg 2	Construction
PKG003 Hall Stadium	Complete
PKG004 Meadows Elementary Rebuild	Close-out
PKG005 Madden Elementary Classroom Addition	Close-out
PKG006 Lakeview Elementary Rebuild	Close-out
PKG007 Neill Elementary Classroom Addition	Complete
PKG008 Elementary School 52 Tollway	Design
PKG009 Bhuchar Elementary School-	Construction

Bond 2018 Program has been packaged to be delivered based on product line. Bid Package Budgets are utilized as the baseline for this delivery method. This requires packaging, procuring, contracting and executing the work based on trade work rather than location; therefore the budgets per location may fluctuate periodically as the work is executed through multiple packages concurrently or sequentially.

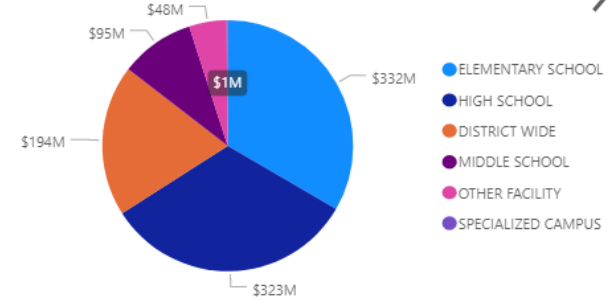
Definitions

Commitments: Sum of all purchase orders/contracts through the report period.

Spent to Date: Sum of all invoices entered through the report period.




\$993.0M
Budget




Schedules →

Spent to Date



Commitments




Search by School Name

Reset View

Data Date: August 10, 2022

SCHOOL	Budget	Commitments	Spent To Date	% Spent
ADMINISTRATION BUILDING	\$2,151,050	\$2,023,874	\$1,970,310	91.60%
ADMINISTRATIVE ANNEX	\$904,941	\$867,629	\$854,800	94.46%
AQUATIC PRACTICE FACILITY-NATORIUM II	\$333,789	\$324,939	\$309,389	92.69%
ARMSTRONG ELEMENTARY SCHOOL	\$442,897	\$377,218	\$362,054	81.75%
AUSTIN HIGH SCHOOL	\$19,469,869	\$17,278,464	\$15,264,356	78.40%
AUSTIN PARKWAY ELEMENTARY SCHOOL	\$3,744,158	\$2,502,321	\$2,451,873	65.49%
BAINES MIDDLE SCHOOL	\$2,173,103	\$2,129,730	\$2,116,558	97.40%
BARRINGTON PLACE ELEMENTARY SCHOOL	\$9,985,778	\$2,183,236	\$2,165,225	21.68%
BHUCAR ELEMENTARY SCHOOL-ES53	\$40,751,823	\$36,801,709	\$29,492,835	72.37%
BLUE RIDGE ELEMENTARY SCHOOL	\$7,092,300	\$6,287,071	\$5,723,954	80.71%
BOWIE MIDDLE SCHOOL	\$1,335,975	\$1,316,379	\$1,275,601	95.48%
BRAZOS BEND ELEMENTARY SCHOOL	\$3,455,441	\$2,876,316	\$2,809,759	81.31%
BRIARGATE ELEMENTARY SCHOOL	\$6,368,480	\$5,704,165	\$4,863,809	76.37%
BURTON ELEMENTARY SCHOOL	\$1,598,736	\$1,270,906	\$1,267,338	79.27%
BUSH HIGH SCHOOL	\$8,378,122	\$8,328,370	\$8,710,510	103.96%
Total	\$993,042,324	\$850,487,216	\$753,373,259	75.87%



Commitments
\$850.487M

Spent to Date
\$753.373M

Bond 2018 – Program Summary – As of July 1, 2022

2018 BOND PROGRAM SUMMARY

Current Budget	\$993M
Committed + Bond Support	\$866M
Uncommitted	\$127M

Breakdown of Uncommitted

Anticipated Commitment	\$88M
Available / Unallocated	\$39M

Bond 2018 – Program Summary – As of July 1, 2022, cont.

Breakdown of Uncommitted

District Wide Funds	\$38.6M	Anticipated Commitments	Available / Unallocated
Program Contingency	\$3.3M	\$ -	\$3.3M
Land	\$2.3M	\$2.3M	\$ -
Technology (include PKG002.1, 002.2 IDF/MDF)	\$24.9M	\$10.5M	\$14.4M
Transportation	\$2.5M	\$2.5M	\$ -
Safety & Security	\$5M	\$5M	\$ -
Portables 22/23	\$636K	\$636K	\$ -

Recently-Approved Projects	\$40.4M		
PKG035.2 Clements HS Field House	\$15M	\$15M	\$ -
PKG030 Fire Sprinklers	\$7.3M	\$7.3M	\$ -
PKG052 LED Lighting Project	\$4.4M	\$3.4M	\$1M
PKG036 Fire Alarms	\$509K	\$509K	\$ -
PKG053 Progressive HS Parking Lot Replacement	\$1M	\$1M	\$ -
PKG055 Austin Parkway ES Drainage Improvements	\$573K	\$573K	\$ -
PKG056 Security Fencing	4.4M	4.4M	\$ -
PKG057 Barrington Place ES Interior Renovation	7.3M	7.3M	\$ -

Bond 2018 – Program Summary – As of July 1, 2022, cont.

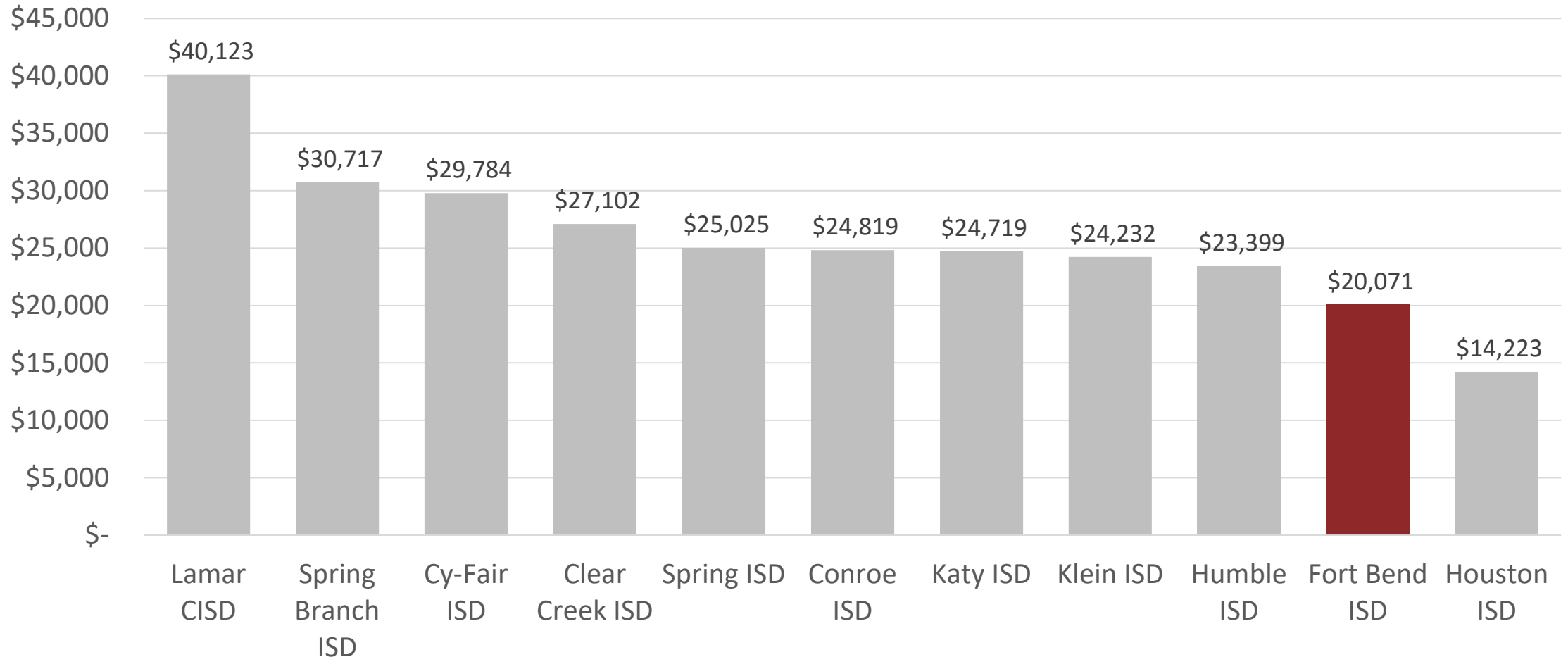
Breakdown of Uncommitted, Cont.

Ongoing New Construction		Anticipated Commitments	Available / Unallocated
	\$25.2M		
PKG050 Crawford High School-HS12	\$16.7M	\$11.7M	\$5M
PKG009 Bhuchar Elementary School-ES53	\$3.3M	\$1.3M	\$2M
PKG054 Ferguson Elementary School-ES54	\$5.2M	\$3.2M	\$2M

Nearing Completion Projects			
	\$22.8M		
PKG027 Roofing Package	\$2.5M	\$1M	\$1.5M
PKG021 Turf and Athletics	\$656K	\$656K	\$ -
PKG019 Exterior Envelope	\$4M	\$4M	\$ -
Other PKGs	\$15.7M	\$5.7M	\$10M

\$88M	\$39M
--------------	--------------

Bond Principal Outstanding Per Student



Source: School Districts published 2020-21 ACFR

Potential Bond Strategy

1. Bond 2022 in November with full original plan \$1.2B
 2. Postpone Bond 2022 and shift full original plan to May 2023
 3. Split capital plan into two bonds:
 - A. Bond 2022 focused on Safe/Warm/Dry (\$621M)
 - Facility deficiencies and life cycle needs
 - Safety & security enhancements
 - Transportation
 - Technology network and infrastructure
 - B. Bond 2023 with focus on the future based on school utilization plan & classroom technology plan (Final amount TBD)
 - New construction/campus rebuilds
 - Classroom toolsets
- No tax rate increase for any scenario



Questions?



FORT BEND ISD 2022

FB[★]ISD
2022 BOND
Continuing the Plan

VATRE
VOTER APPROVAL
TAX RATE ELECTION

